

THE POWER OF CONNECTIVITY

QAS generators

Sustainable Productivity

Atlas Copco



THE POWER OF CONNECTIVITY

QAS GENERATORS

The QAS range is feature packed and comes with the ruggedness and reliability you demand from a generator. However, there are features that really set the QAS apart – we sum it up under the power of connectivity.

Firstly, QAS generators are built for multi-drop use and designed to be moved regularly. Whether that be a few metres or hundreds of miles, you can be assured of their easy, safe movement capabilities and guaranteed performance, even in the harshest conditions. This makes the QAS perfect for rental applications and heavy duty construction use.


These generators are also unrivalled when it comes to flexibility, thanks to their simple paralleling capability. We understand that your need for power can be ever changing. The modular design focusses on being able to connect multiple generators in the simplest way – making an installation that optimizes efficiency. The built-in Power Management System (PMS) enables the optimisation of fuel consumption and expands the generators' lifetime.



The QAS range provides complete power solutions, making this series the preferred choice for a wide range of applications throughout the world. Don't just invest in a power generator – Invest in a generator which has the power of connectivity!



 <2^H SERVICE
EVERY 1000^H

GRANTED 100% LOAD
STEP CAPABILITY 

20% LESS
FOOTPRINT 

 10 MVA
STABLE POWER
<15 SECONDS


50% HIGHER
RESALE VALUE
AFTER 5 YEARS 

DUAL STAGE FILTERING,
DOUBLE
LIFETIME 

Data may change depending on models.

WHEREVER YOU NEED POWER

The multi-drop solution.

www.atlascopco.com

Atlas Copco



QAS range



STANDARD FEATURES*

Integrated control and power cubicle:

- Qc1103 island mode (remote start) digital controller
- 4 Pole breaker with B-curve
- Earth leakage protection
- Dedicated socket compartment
- Emergency stop

Superior accessibility:

- 1-side serviceability (control panel side) through big access doors and panels
- Access to alternator (AVR and diode bridge)
- Full access to engine
- Direct radiator cleaning access
- External drain points access

Installation efficiency:

- Plug and play cable connection
- Pass through cable path, natural bend and strain relief
- Plexi cover for terminal board protection



ELECTRICAL OPTIONS*

- Qc2103™ (AMF controller)
- Qc4003™ (Paralleling applications controller)
- Dual frequency with switch
- Insulation monitoring relay
- 3-phase sockets configurations (dedicated frequency)
- 1-phase socket 16 A (RIM, PIN or CEE version)
- Neutral EDF
- PMG alternator
- Battery charger and battery cut-off switch
- Coolant heater
- Multi voltage variant with voltage selector

Atlas Copco

*Options available may change depending on model selected. Please consult with your local Atlas Copco customer centre.



Transport efficiency:

- Integrated lifting structure with single elevation point
- Sturdy multidrop base frame with integrated forklift pockets
- 110% self containment

Performance:

- High cooling performance radiator with ParCOOL for 100% prime power operation
- Sound attenuated and rugged galvanized steel enclosure

Service efficiency:

- Decreased service downtime due to heavy duty fuel filtration system with water separator
- Extend engine life time because of Dual Stage Air Filtration with safety cartridge
- Oil drain pump
- Lockable external fuel filling point



MECHANICAL OPTIONS*

- Quick couplings for external fuel tank connection
- Frame with integrated long autonomy fuel tank
- Undercarriage adjustable towbar with brakes
- Towing eyes
- Refinery equipment (spark arrestor and air shut off valve)
- Cold start (synthetic oil filling)
- Cold flow (fuel additive)
- Custom colors

MAKE THE PERFECT POWER

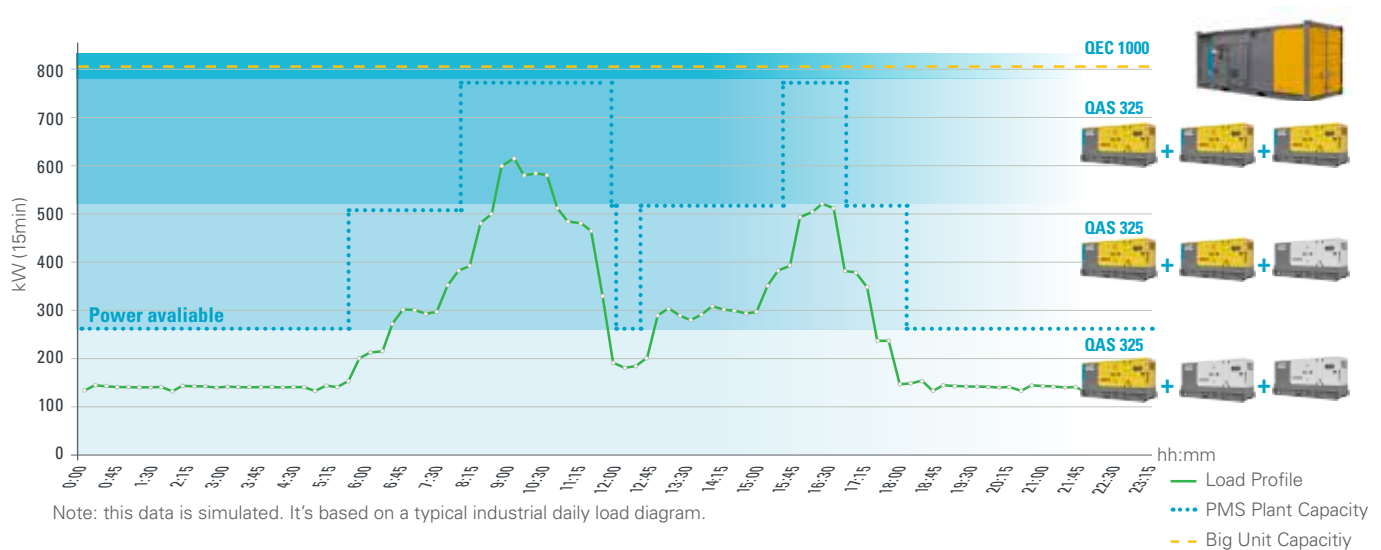
When you need power, maybe a single generator is not always the most efficient solution. Does the application load vary? Do you need prime power for long term projects on a remote site? Do you need a semi-permanent installation that can be upgraded or downgraded?

A **Modular Power Plant** (or paralleling multiple generators) is the efficient solution if you answered yes to any of the above questions. Simply, this is a configuration of generators working together.



* Optional from 80kVA.

We have developed a unique Power Management System (PMS). The PMS system enables the optimisation of fuel consumption and expands the generator's lifetime. PMS manages the quantity of generators running in parallel with load demand, starting and stopping units in line with increases or decreases in load. In this way, the load on each generator remains at a level which optimises fuel consumption. It also eliminates the need for generators to run with low load levels, which can cause engine damage and shorten the life expectancy of the equipment.



Just one example:

The deployment of a **1MVA** generator as a prime power source, taking the demand patterns of a typical industrial application as a guide, could mean **up to 1677 litres** of fuel being consumed each day. That compares with approximately 1558 litres of fuel if three 325 kVA generators were doing the same job. In this case, an estimated **annual fuel saving of €30.000** makes for a compelling case, not to mention **85 tons of CO₂ saved** over the course of a year.

THE POWER OF CONNECTIVITY

QAS generators


24/7 x 365 in over 180 countries.
Power is critical – there is no room for compromise!

Sustainable Productivity

Atlas Copco



QAS range




TECHNICAL DATA

| Electrical data | | QAS 14 | QAS 20 | QAS 30 | QAS 40 | QAS 60 | QAS 80 | QAS 100 |
|--|-----------------|-----------------------|-----------------------|--------------------------|-------------------------|-----------------------------------|------------------------------|------------------------------|
| Rated frequency (1) | Hz | 50 60 | 50 60 | 50 60 | 50 | 50 60 | 50 60 | 50 60 |
| Rated voltage (2) | V | 400 480 | 400 480 | 400 480 | 400 | 400 480 | 400 480 | 400 480 |
| Prime power (PRP) | kVA / kW | 13,6 / 11 16 / 13 | 20 / 16 24,3/19,5 | 30 / 24 36 / 29 | 40 / 32 | 60 / 48 67 / 54 | 80 / 64 93 / 75 | 100 / 80 114 / 91 |
| Rated standby power (ESP) | kVA / kW | 15 / 12 17,6 / 14,3 | 22 / 18 27 / 21,5 | 33 / 26 40 / 32 | 44 / 35 | 66 / 53 74 / 59 | 88 / 70 103 / 82 | 110 / 88 125 / 100 |
| Power factor cos φ | | 0,8 | 0,8 | 0,8 | 0,8 | 0,8 | 0,8 | 0,8 |
| Rated current (PRP) | A | 19,6 19,3 | 29 30 | 43,3 43,6 | 57,8 | 86,8 81,2 | 115,5 112,2 | 150 137 |
| Single step load capability (G2) acc. ISO-8528/5 | % | 100 | 100 | 100 | 77 | 85 95 | 90 100 | 80 85 |
| Fuel consumption | | | | | | | | |
| Fuel tank capacity (Standard/optional long autonomy fuel tank) | l | 115 | 115 | 92 / 282 | 92 / 282 | 149 / 298 | 250 / 592 | 250 / 592 |
| Fuel consumption at 100% PRP load | l / h | 3,5 4,3 | 4,9 5,3 | 7 8 | 9,5 | 14 17 | 19 22,8 | 23 26,7 |
| Fuel autonomy at full load (Standard/optional long autonomy fuel tank) | h | 33 26,7 | 23,5 21,5 | 13,2 / 37 11,5 / 32,2 | 9,7 / 27 | 10 / 20 7,5 / 16,5 | 12,1 / 28,7 10 / 24 | 10 / 23,7 8,6 / 20,4 |
| Engine | | | | | | | | |
| Model (EU Stage 3A / EU Stage 2 (3)) | | KUBOTA D1703M | KUBOTA V2403M-BG | KUBOTA V3300DI | KUBOTA V3800DI | PERKINS 1104D-44TG3 1104D-44TG2 | PERKINS 1104D-E44TAG1 | PERKINS 1104D-E44TAG2 |
| Speed | rpm | 1500 1800 | 1500 1800 | 1500 1800 | 1500 | 1500 1800 | 1500 1800 | 1500 1800 |
| Rated net power (with fan) | kW _m | 12,8 15,1 | 18,8 22,1 | 27 30,7 | 38 | 56,3 60 | 71,2 82 | 88,6 100 |
| Aspiration | | Natural aspired | Natural aspired | Natural aspired | Turbocharged | Turbocharged and intercooled | Turbocharged and intercooled | Turbocharged and intercooled |
| Speed control | | Electronic | Electronic | Electronic | Electronic | Mechanical / Electronic | Electronic | Electronic |
| No. Of cylinders | | 3 | 4 | 4 | 4 | 4 | 4 | 4 |
| Coolant | | Parcool | Parcool | Parcool | Parcool | Parcool | Parcool | Parcool |
| Swept volume | l | 1,7 | 2,4 | 3,3 | 3,8 | 4,4 | 4,4 | 4,4 |
| Alternator | | | | | | | | |
| Model | | LEROY SOMER LSA 40 S3 | LEROY SOMER LSA 40 M5 | LEROY SOMER LSA 42.3 VS3 | LEROY SOMER LSA 42.3 S5 | LEROY SOMER LSA 42.3 L9 | LEROY SOMER LSA 44.3 S3 | LEROY SOMER LSA 44.3 S5 |
| Rated Output (ESP 27°C) | kVA | 16,5 20 | 22 27 | 35 42,4 | 45 | 66 79,5 | 88 105 | 110 131 |
| Degree of protection / Insulation class | | IP 23 / H | IP 23 / H | IP 23 / H | IP 23 / H | IP 23 / H | IP 23 / H | IP 23 / H |
| Noise level | | | | | | | | |
| Sound power level (L _{WA}) | dB(A) | 86 90 | 88 92 | 91 93 | 91 | 89 93 | 91 95 | 91 95 |
| Sound pressure level (L _{pA}) at 7m | dB(A) | 58 62 | 60 64 | 63 65 | 63 | 61 65 | 63 67 | 63 67 |

(1) 60Hz models available, please consult.

(2) Other voltages available, please consult.

(3) For EU Stage 2 basic data contact to Atlas Copco support.



| Electrical data | | OAS 125 | OAS 150 | OAS 200 | OAS 250 | OAS 325 | OAS 400 | OAS 500 | OAS 630 |
|--|----------|-----------------------|-----------------------|-----------------------|-----------------------|-----------------------|-----------------------|-----------------------|-----------------------|
| Rated frequency (1) | Hz | 50 60 | 50 60 | 50 60 | 50 60 | 50 60 | 50 60 | 50 60 | 50 60 |
| Rated voltage (2) | V | 400 480 | 400 480 | 400 480 | 400 480 | 400 480 | 400 480 | 400 480 | 400 480 |
| Prime power (PRP) | kVA / kW | 125 / 100 147 / 117 | 150 / 120 171 / 137 | 200 / 160 225 / 180 | 250 / 200 255 / 204 | 325 / 260 345 / 276 | 400 / 324 418 / 334 | 500 / 400 587 / 470 | 629 / 503 688 / 550 |
| Rated standby power (ESP) | kVA / kW | 137 / 110 161 / 129 | 165 / 132 188 / 150 | 220 / 176 248 / 198 | 275 / 220 280 / 224 | 341 / 273 380 / 304 | 445 / 356 460 / 368 | 550 / 440 645 / 516 | 700 / 560 756 / 605 |
| Power factor cos φ | | 0,8 | 0,8 | 0,8 | 0,8 | 0,8 | 0,8 | 0,8 | 0,8 |
| Rated current (PRP) | A | 180 176 | 216,5 205,7 | 288 270 | 360 | 469 415 | 585 503 | 722 706 | 908 827 |
| Single step load capability (G2) acc. ISO-8528/5 | % | 70 85 | 60 75 | 80 95 | 57 75 | 60 70 | 60 70 | 62 68 | 53 64 |

| Fuel consumption | | | | | | | | | |
|--|-------|--------------------|------------------------|--------------------|---------------------|-----------------|------------|---------------|---------------|
| Fuel tank capacity (Standard/optional long autonomy fuel tank) | l | 360 / 980 | 360 / 980 | 496 / 1470 | 469 / 1470 | 640 / 1775 | 640 / 1775 | 970 | 860 |
| Fuel consumption at 100% PRP load | l / h | 26 32 | 30,6 39 | 41,4 49 | 51,4 56 | 68 71 | 83 87 | 102,6 118,6 | 124,4 136,9 |
| Fuel autonomy at full load (Standard/optional long autonomy fuel tank) | h | 12 / 32 9,8 / 26 | 10,3 / 27,2 8 / 21,3 | 10 / 33 8,5 / 28 | 8 / 27 8,4 / 24,6 | 9 / 24 8 / 23 | 7 / 20 | 8,8 7,7 | 7,3 6,6 |

| Engine | | | | | | | | | |
|--------------------------------------|-----------------|-------------------------------|-------------------------------|-------------------------------|-------------------------------|---------------------------------|---------------------------------|---------------------------------|------------------------------|
| Model (EU Stage 3A / EU Stage 2 (3)) | | VOLVO TAD 750 GE / TAD 730 GE | VOLVO TAD 751 GE / TAD 731 GE | VOLVO TAD 753 GE / TAD 733 GE | VOLVO TAD 754 GE / TAD 734 GE | VOLVO TAD 1351 GE / TAD 1341 GE | VOLVO TAD 1355 GE / TAD 1344 GE | VOLVO TAD 1651 GE / TAD 1641 GE | VOLVO TWD 1643 GE |
| Speed | rpm | 1500 1800 | 1500 1800 | 1500 1800 | 1500 1800 | 1500 1800 | 1500 1800 | 1500 1800 | 1500 1800 |
| Rated net power (with fan) | kW _m | 114 127 | 132 149 | 173 194 | 217 219 | 279 294 | 344 355 | 430 494 | 536 585 |
| Aspiration | | Turbocharged and intercooled | Turbocharged and intercooled | Turbocharged and intercooled | Turbocharged and intercooled | Turbocharged and intercooled | Turbocharged and intercooled | Turbocharged and intercooled | Turbocharged and intercooled |
| Speed control | | Electronic EMS 2 | Electronic EMS 2 | Electronic EMS 2 | Electronic EMS 2 | Electronic EMS 2 | Electronic EMS 2 | Electronic EMS 2 | Electronic EMS 2 |
| No. Of cylinders | | 6 | 6 | 6 | 6 | 6 | 6 | 6 | 6 |
| Coolant | | Parcool | Parcool | Parcool | Parcool | Parcool | Parcool | Parcool | Parcool |
| Swept volume | l | 7,15 | 7,15 | 7,15 | 7,15 | 12,8 | 12,8 | 16,12 | 16,12 |

| Alternator | | | | | | | | | |
|---|-----|-------------------------|--------------------------|-------------------------|-------------------------|---------------------------|-------------------------|-------------------------|-------------------------|
| Model | | LEROY SOMER LSA 44.3 M6 | LEROY SOMER LSA 44.3 L10 | LEROY SOMER LSA 46.2 M5 | LEROY SOMER LSA 46.2 L6 | LEROY SOMER LSA 46.2 VL13 | LEROY SOMER LSA 47.2 S4 | LEROY SOMER LSA 47.2 M7 | LEROY SOMER LSA 49.1 S4 |
| Rated Output (ESP 27°C) | kVA | 125 156 | 150 188 | 223 | 324 275 | 341 412 | 450 550 | 570 680 | 660 792 |
| Degree of protection / Insulation class | | IP 23 / H | IP 23 / H | IP 23 / H | IP 23 / H | IP 23 / H | IP 23 / H | IP 23 / H | IP 23 / H |

| Noise level | | | | | | | | | |
|----------------------------------|-------|---------|---------|---------|---------|---------|----------|----------|----------|
| Sound power level (LwA) | dB(A) | 95 99 | 96 99 | 97 99 | 97 99 | 97 99 | 98 100 | 97 100 | 99 103 |
| Sound pressure level (LpA) at 7m | dB(A) | 67 71 | 68 71 | 69 71 | 69 71 | 69 71 | 70 72 | 69 72 | 71 75 |

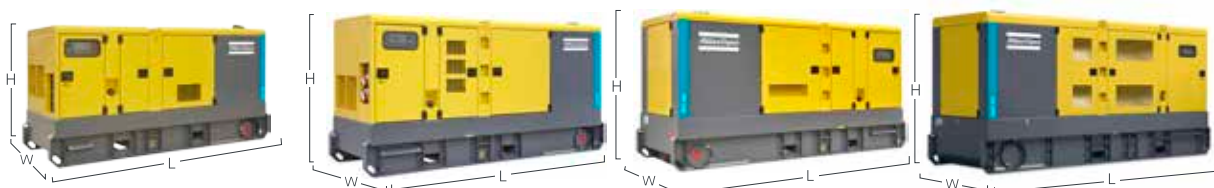
COMPACT AND LIGHTWEIGHT

DIMENSIONS & WEIGHT

| Dimensions and weight | | QAS 14 | QAS 20 | QAS 30 | QAS 40 | QAS 60 | QAS 80 | QAS 100 |
|---------------------------------------|----|-------------------|-----------|-------------------|-------------|--------------------|--------------------|-------------|
| Dimensions: L x W x H | mm | 1780 x 870 x 1200 | | 2100 x 950 x 1200 | | 2260 x 1050 x 1430 | 2850 x 1100 x 1620 | |
| Dimensions: w/optional long fuel tank | mm | * | | 2100 x 950 x 1500 | | 2260 x 1050 x 1570 | 2850 x 1100 x 1740 | |
| Weight: dry/wet | Kg | 651 / 750 | 696 / 795 | 917 / 996 | 962 / 1041 | 1305 / 1433 | 1767 / 1982 | 1777 / 1992 |
| Weight: w/optional long fuel tank | Kg | * | * | 998 / 1241 | 1043 / 1286 | 1368 / 1624 | 1847 / 2356 | 1857 / 2366 |



| Dimensions and weight | | QAS 125 | QAS 150 | QAS 200 | QAS 250 | QAS 325 | QAS 400 | QAS 500 | QAS 630 |
|---------------------------------------|----|--------------------|-------------|--------------------|-------------|--------------------|-------------|--------------------|-------------|
| Dimensions: L x W x H | mm | 3380 x 1180 x 1700 | | 3770 x 1200 x 1880 | | 4020 x 1390 x 2020 | | 4800 x 1550 x 2290 | |
| Dimensions: w/optional long fuel tank | mm | 3380 x 1180 x 2100 | | 3770 x 1200 x 2240 | | 4020 x 1390 x 2310 | | * | |
| Weight: dry/wet | Kg | 2230 / 2540 | 2300 / 2610 | 2889 / 3292 | 2999 / 3402 | 4185 / 4735 | 4485 / 5035 | 5594 / 6426 | 5941 / 6830 |
| Weight: w/optional long fuel tank | Kg | 2447 / 3290 | 2517 / 3360 | 3129 / 4393 | 3239 / 4503 | 4395 / 5884 | 4695 / 6184 | * | * |



* Standard tank is already long autonomy.

Check out videos on all of our products
Visit www.youtube.com/atlascopeconstruct

PERFORMANCE IN ANY CONDITIONS

QAS generators

www.atlascopco.com

Atlas Copco



Portable Energy Solutions Portfolio

AIR COMPRESSORS

READY TO GO

- 1-5 m³/min
- 7-12 bar



VERSATILITY

- 7-22 m³/min
- 7-20 bar



PRODUCTIVITY PARTNER

- 19-64 m³/min
- 10-35 bar



Diesel and electric options available.

GENERATORS

PORTABLE

- 1,6-13,9 kVA



MOBILE

- 9-1250* kVA



INDUSTRIAL

- 10-1250* kVA



*Multiple configurations available to produce power for any size application.

DEWATERING PUMPS

ELECTRIC SUBMERSIBLE

- 275-16.500 l/min



CENTRIFUGAL DIESEL DRIVEN

- 833-9833 l/min



SMALL PORTABLE

- 210-2500 l/min



LIGHT TOWERS

LED



METAL HALIDE



ELECTRIC



Portfolio can change in different places in the world.

COMMITTED TO SUSTAINABLE PRODUCTIVITY

Atlas Copco's Portable Energy division has a forward-thinking philosophy. For us, creating customer value is all about anticipating and exceeding your future needs – while never compromising our environmental principles. Looking ahead and staying ahead is the only way we can ensure we are your long term partner.

www.atlascopco.com

Atlas Copco